

Bug Hotels

– Create your own Air Bee N Bee

Parent pack



Bug hotels

Your backyard can house 2000 different types of bugs. Some of these are pests, the kind you don't want in your garden because they destroy your flowers and vegetables. But many others are good insects, the kind you want to attract because they work with you to control pests and pollinate flowers.

A bug hotel in your garden will attract the good insects, offering them a space where they can live for the winter. Encourage them to help the plants near your home.

In fact, one out of every three bites of food we consume depends on animal pollinators like bees, butterflies and moths; birds; bats; beetles and other insects.



These bugs enjoy the following items in their home:

Ladybugs	Bundles of twigs
Solitary bees	Straw or hollowed stems
Beetles	Old wood
Butterflies and Moths	Leaves for hibernating
Lacewings	Rolled up newspaper

Bug hotels come in all different shapes and sizes. Use something recycled to give that item a new purpose and fill it with items that you find in your backyard or local park.

Make your own bug hotel

You'll need:

- A place outside in your balcony or local park to hang your bug hotel
- An old flower pot or recycled bottle
- String
- Scissors
- Twigs and sticks
- Dried leaves
- Bark
- Straw, hay or rolled up newspaper
- Variety of plants that have a smell and will attract insects



My bug hotel design

Important features of your design?

What materials will you use to make your bug hotel?

What will you call your bug hotel?

What kind of insects might use your bug hotel?

Steps:

1. Fill your pot or bottle with twigs, bark and dried leaves. You can use anything natural that you find around your home. Make sure you wash your hands afterwards.
2. If you need extra material, roll up newspaper into pipes and cut to size.
3. Find a good location to put your bug hotel. Your bug hotel needs to be a high-rise to keep away ants, which love dining on bee larvae. A sheltered but sunny spot surrounded by a variety other plants is good location.
4. Tie string around the base of your bug hotel and tie to a secure place.
5. Monitor and record what bugs are using your hotel.

Bug Hotel Record Sheet

Draw or write things you see inside your bug hotel

Week	Creatures in my bug hotel	Things I noticed
1		
2		
3		
4		
5		
6		

Minibeast hunt

Tick the minibeasts that you have found



Bee

☐

Spider

☐

Caterpillar

☐

Dragonfly

☐

Worm

☐

Wasp

☐

Snail

☐

Crane fly

☐


Ladybird

☐

Ant

☐

Slug

☐

Beetle

☐


Earwig

☐

Butterfly

☐

Fly

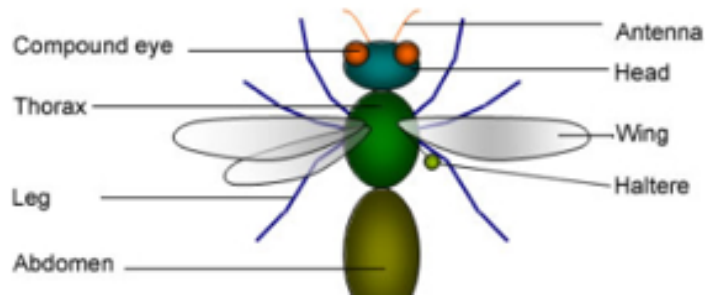
☐

Millipede

☐

Woodlouse

☐



Further investigation - What is that bug?

Does it have wings?

What kind of bug do you think it is?

Does it have an antennae?

Does it do anything to protect itself from predators?

Is its body hard?

What is interesting about the bug?

How many legs does it have?

What type of habitat did you find it in?

Draw a picture of your bug

A large, empty rectangular box with a thin yellow border, intended for a student to draw a picture of the bug they are investigating.



CAMPBELLTOWN

w campbelltown.nsw.gov.au
p 4645 4000